

lux
L u x u r y

unica
TARGET GROUP

LUCE , MATERIE E DESIGN.

Un progetto dalla superficie preziosa.

Componibile per infinite soluzioni.

Classico ma moderno.

Nuovo e senza tempo.

LIGHT, MATERIALS AND DESIGN.

A project that starts with a precious surface.

Usable in an infinite number of solutions.

Classic but modern.

New and timeless.



Lux Glossy Ossidiana 29x29 cm / 11,6"x11,6"




Lux Glossy Acquamarina 29x29 cm / 11,6"x11,6"






Lux Matt Malva 29x29 cm / 11,6"x11,6"



Lux Matt Malva, Corallo 29x29 cm / 11,6"x11,6"

lux



29x29 cm
11,6"x11,6"



7,1x7,1 cm
2,84"x2,84"

SPESSORE / THICKNESS
1 cm / 0,39"

GLOSSY




Lux Glossy Acquamarina
29x29 cm / 11,6"x11,6"



Lux Glossy Zaffiro
29x29 cm / 11,6"x11,6"



Lux Glossy Smeraldo
29x29 cm / 11,6"x11,6"



Lux Glossy Ossidiana
29x29 cm / 11,6"x11,6"



Lux Glossy Ambra
29x29 cm / 11,6"x11,6"




Lux Glossy Topazio
29x29 cm / 11,6"x11,6"



Lux Glossy Rubino
29x29 cm / 11,6"x11,6"



Lux Glossy Giada
29x29 cm / 11,6"x11,6"



29x29 cm
11,6"x11,6"



7,1x7,1 cm
2,84"x2,84"

SPESSORE / THICKNESS
1 cm / 0,39"

MATT




Lux Matt Bianco
29x29 cm / 11,6"x11,6"



Lux Matt Nocciola
29x29 cm / 11,6"x11,6"



Lux Matt Verde
29x29 cm / 11,6"x11,6"



Lux Matt Arancio
29x29 cm / 11,6"x11,6"



Lux Matt Corallo
29x29 cm / 11,6"x11,6"



Lux Matt Malva
29x29 cm / 11,6"x11,6"



Lux Matt Blu
29x29 cm / 11,6"x11,6"



Lux Matt Grigio
29x29 cm / 11,6"x11,6"



Lux Matt Antracite
29x29 cm / 11,6"x11,6"










Lux Matt Bianco 29x29 cm / 11,6"x11,6"

lux

RI

CARATTERISTICHE TECNICHE - PESI E IMBALLI TECHNICAL FEATURES - WEIGHTS AND PACKGING

							
TECHNICAL FEATURES	RESISTANCE TO CHEMICALS	RESISTANCE TO STAINS	WATER ABSORPTION%	BENDING STRENGTH	RESISTANCE TO ABRASION	FROST RESISTANCE	THERMAL SHOCK RESISTANCE
LUX	GA GLC GHC ISO 10545.13	CLASSE 5 ISO 10545.14	≤0.5% ISO 10545.3	> 35N/mm ² ISO 10545.4	CLASSE 3 PEI ALL COLOURS CLASSE 4 PEI BIANCO ISO 10545-7	RESISTANT ISO 10545.12	RESISTANT ISO 10545.9

LUX COLLECTION	PEZZI/PCS	MQ/SCATOLA SQM/BOX	KG NETTO NET KGS	SCATOLE BOXES	MQ/PALLET SQM/PALLET	KG NETTO NET KGS
LUX 29X29 cm / 11,6"x11,6"	5	0,420	9,73	48	20,18	467

Peso paletta legno / *Wooden pallet weight* 22kgs

DESTINAZIONE D'USO INTEDED USE

CP

COMMERCIALE PESANTE /
ARREDO URBANO

Ambienti sottoposti a sollecitazioni relativamente forti.
Stazioni ferroviarie, aeroporti, magazzini.

HEAVY COMMERCIAL / SITE AMENITIES
Environments subject to relatively hard solicitations.

Railway stations, airports, warehouses.

RE

RESIDENZIALE

Ambienti abitativi: zone giorno / notte, camere, d'albergo.

RESIDENTIAL
Day / night area, hotel rooms.

CL

COMMERCIALE LEGGERO

Ambienti sottoposti a sollecitazioni a medio traffico. Ambienti pubblici, uffici, ristoranti, negozi, hall di alberghi.

LIGHT COMMERCIAL
Environments subject to medium pedestrian traffic solicitations. Indoor public environments, offices, restaurants, shops, hotel's halls.

RI

RIVESTIMENTI INTERNI

INDOOR WALL TILES

unica
TARGET GROUP

VIA DEL CROCIALE, 69
41042 FIORANO MODENESE_MO_ITALY
T +39 0536 405150 - F +39 0536 911027
kontakto.unica@target-group.net
unicaceramiche.com

“  ”
Ceramics of Italy